

2015 Recent Graduates Report

Sample University
Undergraduate Level



STRATEGIC
NATIONAL ARTS ALUMNI
PROJECT

SNAAP 2015 Recent Graduates

Sample University

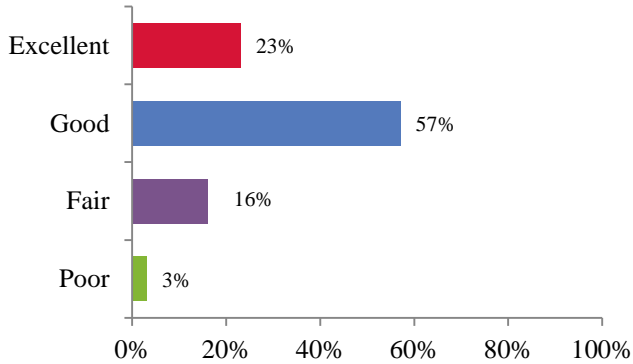
Undergraduate Level



This Recent Graduates Report features key findings based on your data from your most recent alumni. SNAAP defines "recent alumni" as those who graduated in the last 5 years for postsecondary institutions, and in the last 10 years for arts high schools. Throughout the Recent Graduates Report, "n" refers to the number of alumni responding to a particular question.

Institutional Experiences

How recent alumni (n = 94) rated their overall experience at Sample University:



Recent alumni (n = 94) who would attend Sample University if they could start over again:

- Definitely yes - 20%
- Probably yes - 37%
- Uncertain - 24%
- Probably no - 12%
- Definitely no - 6%

How well Sample University prepared recent alumni (n = 91) for further education:

- Very well - 12%
- Fairly well - 33%
- Not too well - 8%
- Not well at all - 4%
- Did not pursue further education - 43%

Institutional Experiences (cont.)

Recent alumni (n = 93) reporting their level of satisfaction as **very satisfied** with these aspects of their time at Sample University:

	% Very Satisfied
Opportunities to perform, exhibit, or present their work	17%
Opportunities to work in different artistic disciplines from their own	41%
Opportunities to take non-arts classes	22%
Instructors in classrooms, labs, and studios	45%
Academic advising	16%
Advising about career or further education	13%
Opportunities for degree-related internships or work	16%
Opportunities to network with alumni and others	10%
Freedom and encouragement to take risks	40%

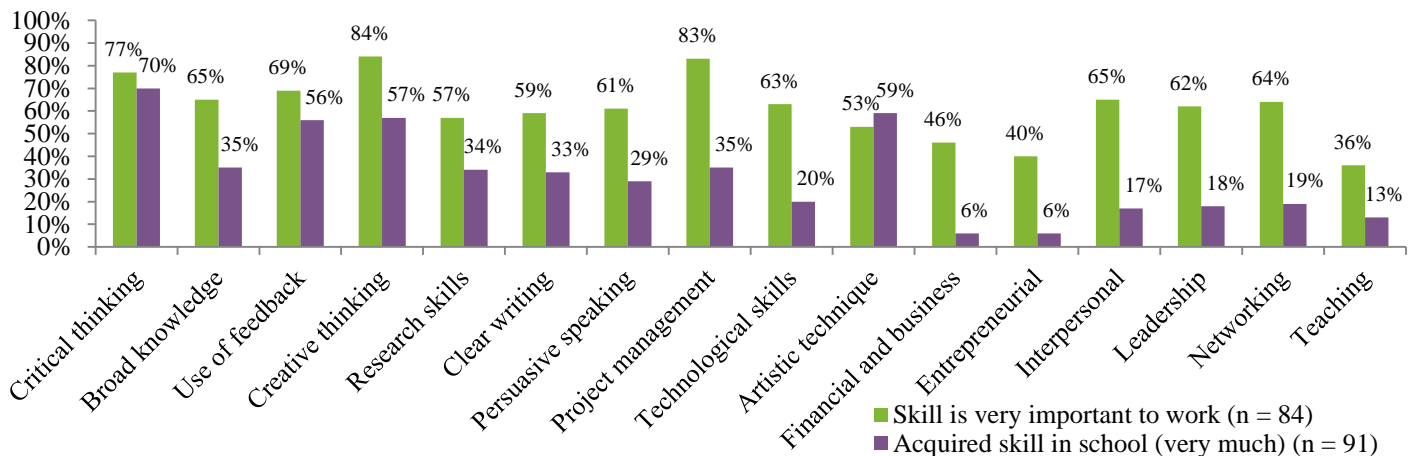
Recent alumni (n = 84) who participated in the following activities while at Sample University:

- Study abroad - 13%
- Internship - 48%
- Complete a portfolio - 94%

Whether recent alumni (n = 93) would recommend Sample University to other students like themselves:

- Yes - 68%
- No - 32%

Comparing the % of alumni who say a skill is **very important** to their work to the % who say that they acquired that skill **very much** while at Sample University:

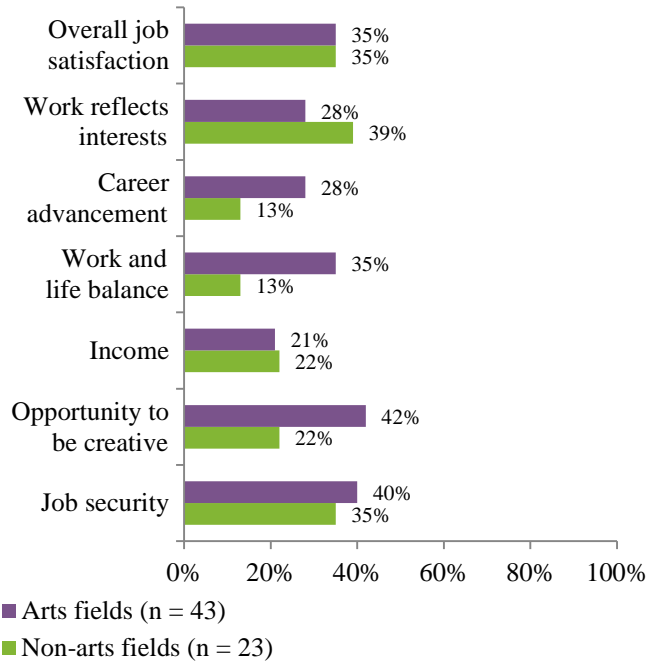


Career

Recent alumni (n = 83) who:

- Currently are self-employed - 45%
- Previously have been self-employed (but not currently) - 23%
- Never have been self-employed - 33%

Comparing recent alumni working in arts fields^a to those in non-arts fields^b who report they are **very satisfied** with certain aspects of the current job in which they spend the majority of their work time:



Recent alumni (n = 84) who:

- Currently work as a professional artist - 57%
- Previously worked as a professional artist (but not currently) - 11%
- Never worked as a professional artist - 32%

Reasons why recent alumni (n = 33) are not currently pursuing careers as professional artists^c:

Reason	% Selected Reason ^d
Artistic work not available	70%
Higher pay or steadier income in other fields	42%
Current location not conducive to artistic career	30%
Change in interests	12%
Family-related reasons	9%
Lack of access to important networks and people	58%
Debt (including student loans)	61%
Lack of social support from family and friends	18%

Arts Engagement

How current professional artists (n = 42) rated the area where they currently live and/or work as a place to pursue their artistic career:

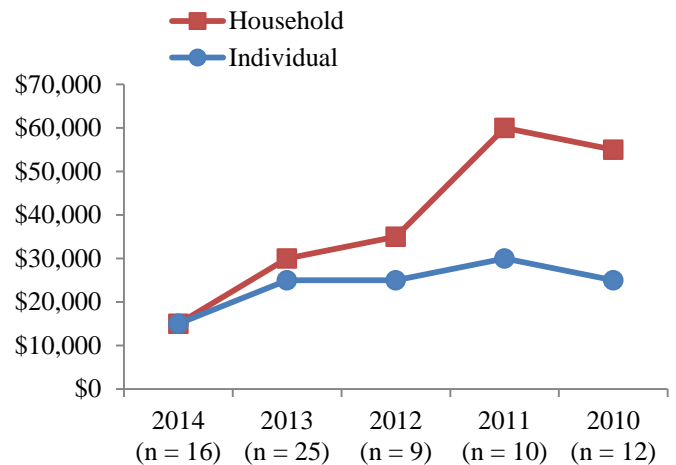
- Very good - 26%
- Good - 38%
- Fair - 21%
- Poor - 7%
- Very poor - 7%

Ways recent alumni (n = 79) supported the arts in the past 12 months^d:

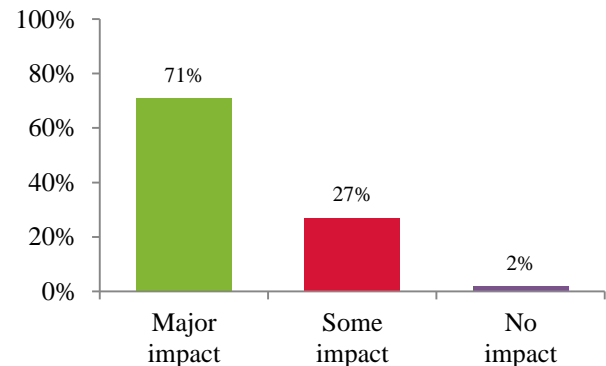
- Volunteering at an arts organization - 24%
- Serving on the board of an arts organization - 1%
- Volunteering to teach the arts - 13%
- Donating money to an arts organization or artist - 25%
- Attending an arts event - 81%

Income and Debt

Median individual and household income^e in 2014 by graduating year:



For recent alumni who acquired student loan debt at Sample University (n = 66), impact on life decisions:



^a Arts fields refers to occupational fields 1-23 listed in Appendix C of the Codebook.

^b Non-arts fields refers to occupational fields 24-44 listed in Appendix C of the Codebook.

^c Does not include those who were never artists and never intended to be.

^d Respondents could select more than one response option.

^e Median income values are calculated using the midpoints of income ranges as values.