

# UC SnaapShot

[About](#) | [Dashboard](#) | [Arts Majors](#) | [Skills](#) | [Locations](#) | [Degrees](#) | [Occupations](#) | [Debt & Earnings](#) | [Testimonials](#)

In 2011, the University of California Institute for Research in the Arts (UCIRA), oversaw the participation of all University of California campuses with degree-granting programs in the arts in the Strategic National Arts Alumni Project (SNAAP) survey. The UC SnaapShot you are viewing presents an in-depth look at questions such as: How satisfied are arts alumni with their education? How many have gone on to pursue graduate degrees? Where have arts graduates found employment, and how much do they earn?

Approximately 96% of the students entering the University of California come from in-state and approximately 75% of them stay in California post-graduation. This work represents the first time data about the educational pipeline, college experience and career paths of arts alumni in California have been studied and publicly presented. Below are highlights of their responses. The following slides provide a deeper view.

**About UCIRA:** The University of California Institute for Research in the Arts is a statewide program dedicated to supporting and promoting arts practice and research across the University of California system. Through our grants program we offer support for individual and collaborative projects in all disciplines.

DASHBOARD

ARTS MAJORS

SKILLS

LOCATIONS

DEGREES

OCCUPATIONS

DEBT AND EARNINGS

# UC SnaapShot

[About](#) | [Dashboard](#) | [Arts Majors](#) | [Skills](#) | [Locations](#) | [Degrees](#) | [Occupations](#) | [Debt & Earnings](#) | [Testimonials](#)

DASHBOARD

## Dashboard

UC SnaapShot provides a defined view of UC arts alumni from the SNAAP survey on issues relating to their career paths. Below are highlights of their responses. The following slides provide a deeper view.

4,918

arts alumni  
completed the  
survey

LOCATIONS »

74%

have been self-  
employed at some  
point in their career

OCCUPATIONS »

71%

reported artistic  
technique as being  
important to their  
work

SKILLS »

69%

continue to practice  
art separate from  
work

ARTS MAJORS »

59%

of respondents  
pursued a graduate  
degree

DEGREES »

24%

of those who have  
never been  
professional artists  
said higher pay or  
steadier income in  
other fields was a  
reason

DEBT & EARNINGS »

10%

said student loan  
debt had a major  
impact on  
career/education  
choices

DEBT & EARNINGS »

ARTS MAJORS

SKILLS

LOCATIONS

DEGREES

OCCUPATIONS

DEBT AND EARNINGS

\*For 2011 survey participants from University of California institutions.

# UC SnaapShot

[About](#) | [Dashboard](#) | [Arts Majors](#) | [Skills](#) | [Locations](#) | [Degrees](#) | [Occupations](#) | [Debt & Earnings](#) | [Testimonials](#)

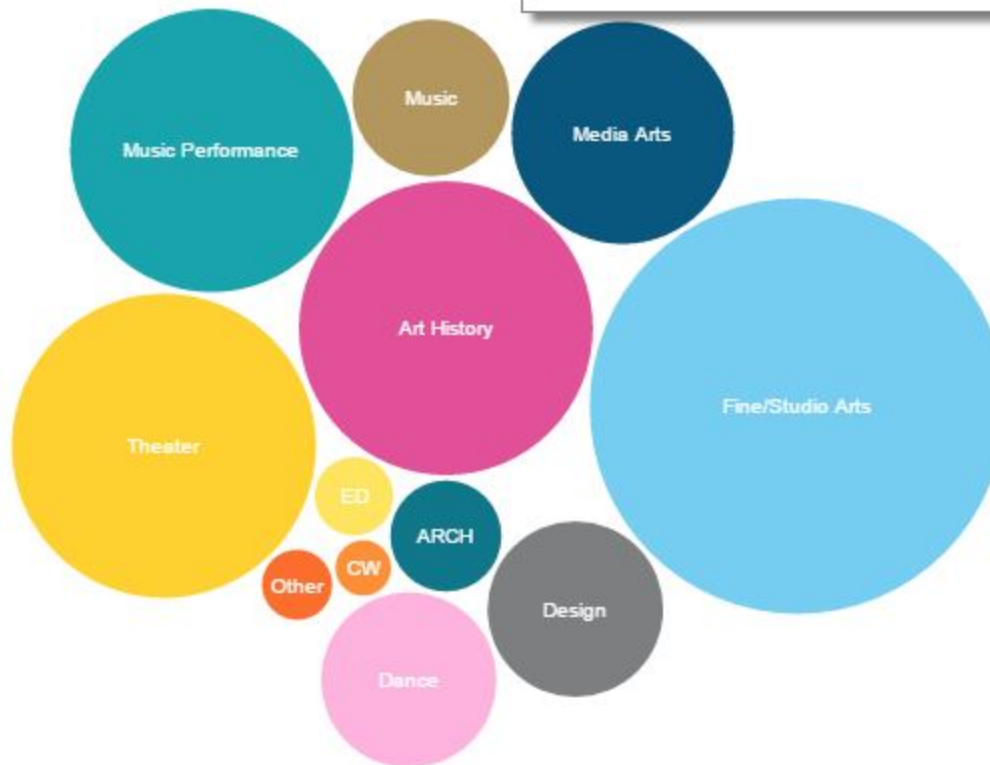
DASHBOARD

ARTS MAJORS

## Arts Majors

You are looking at the breakdown of UC respondents by major. Rollover the colored circles for more specific information.

### A BREAKDOWN OF PARTICIPANTS\* BY ARTS DISCIPLINES



#### MEDIA ARTS (8%)

##### GENDER

Male : 46%  
Female : 54%  
Transgender : 0.3%

##### EDUCATION SATISFACTION

Poor : 2%  
Fair : 8%  
Good : 40%  
Excellent : 50%

##### OCCUPATIONS

Film, TV, Video Artist  
Communications  
Office and Administrative Support

For UC participants in the 2011 survey.

SKILLS

LOCATIONS

DEGREES

OCCUPATIONS

DEBT AND EARNINGS

# UC SnaapShot

[About](#) | [Dashboard](#) | [Arts Majors](#) | [Skills](#) | [Locations](#) | [Degrees](#) | [Occupations](#) | [Debt & Earnings](#) | [Testimonials](#)

DA SHEDBOARD

ARTS MAJORS

SKILLS

LOCATIONS

DEGREES

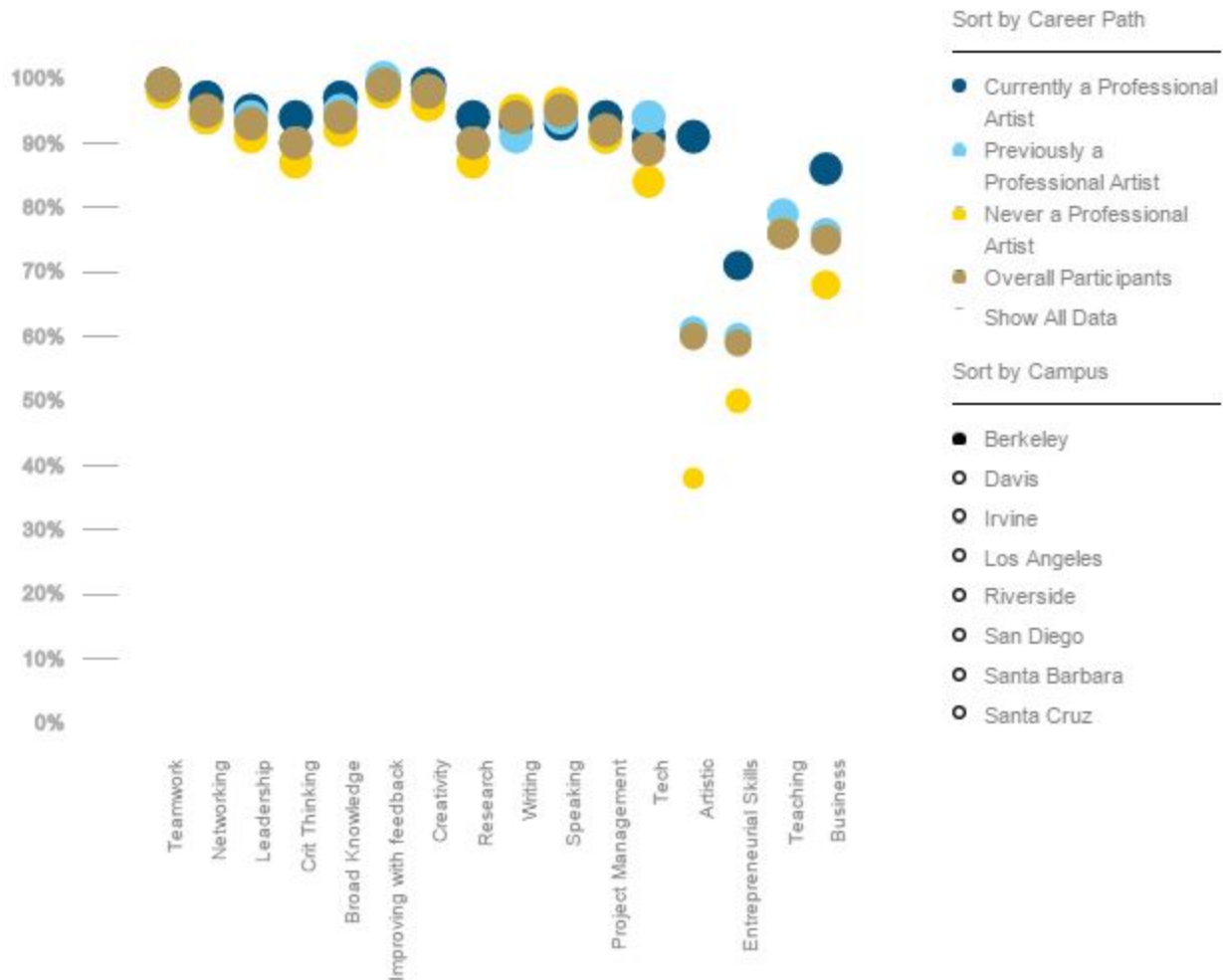
OCCUPATIONS

DEBT AND EARNINGS

## Skills

This chart represents a range of skills/competencies being reported as important in professional or work life by UC respondents. Rollover each bar or the legends to view additional information.

### PROFESSIONAL SKILLS/COMPETENCIES PROVIDED BY AN ARTS EDUCATION\*



\*For UC participants in the 2011 survey. As selected by UC participants in the 2011 survey who reported they have ever worked.



# UC SnapShot

[About](#) | [Dashboard](#) | [Arts Majors](#) | [Skills](#) | [Locations](#) | [Degrees](#) | [Occupations](#) | [Debt & Earnings](#) | [Testimonials](#)

DASHBOARD

ARTS MAJORS

SKILLS

LOCATIONS

DEGREES

OCCUPATIONS

DEBT AND EARNINGS

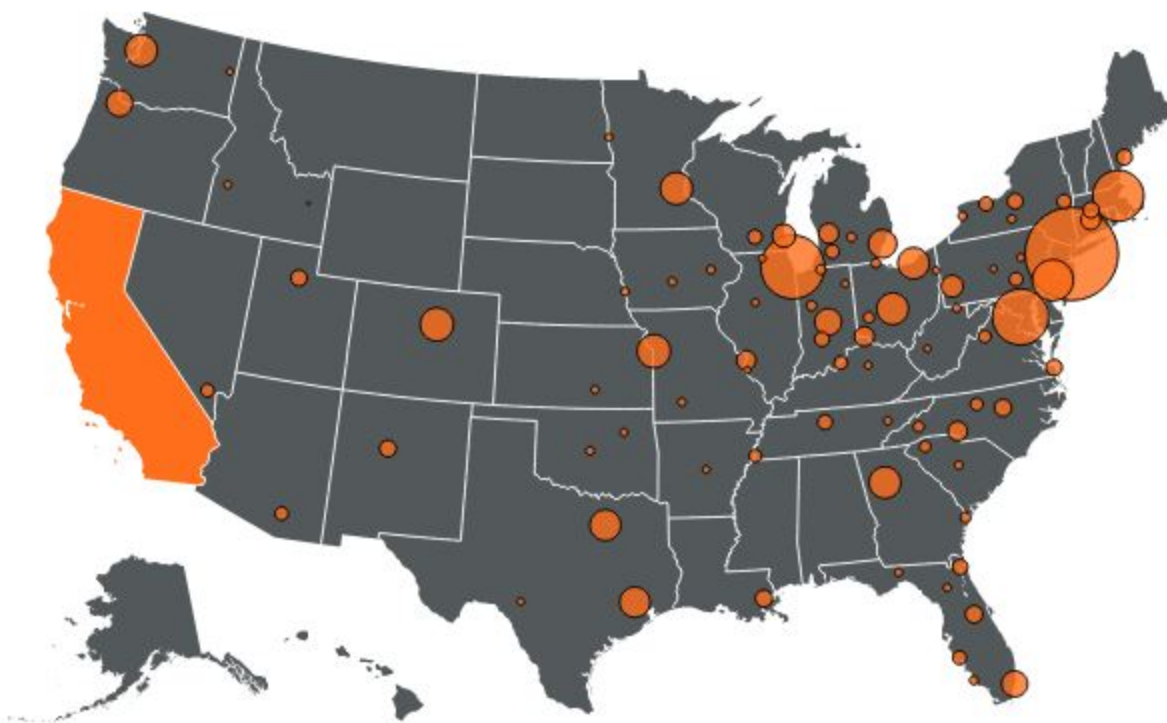
## Locations

You are looking at the locations of all arts graduates who responded to the national SNAAP survey consisting of over 65,000 respondents. Click on each circle for more information about the live/work climate for artists in each geographic area. Click to zoom in / zoom out.

### LOCATIONS OF ART PROFESSIONALS BY METROPOLITAN STATISTICAL AREA\*

USA

CALIFORNIA



\*For 2011 survey participants from University of California institutions.

# UC SnaapShot

[About](#) | [Dashboard](#) | [Arts Majors](#) | [Skills](#) | [Locations](#) | [Degrees](#) | [Occupations](#) | [Debt & Earnings](#) | [Testimonials](#)

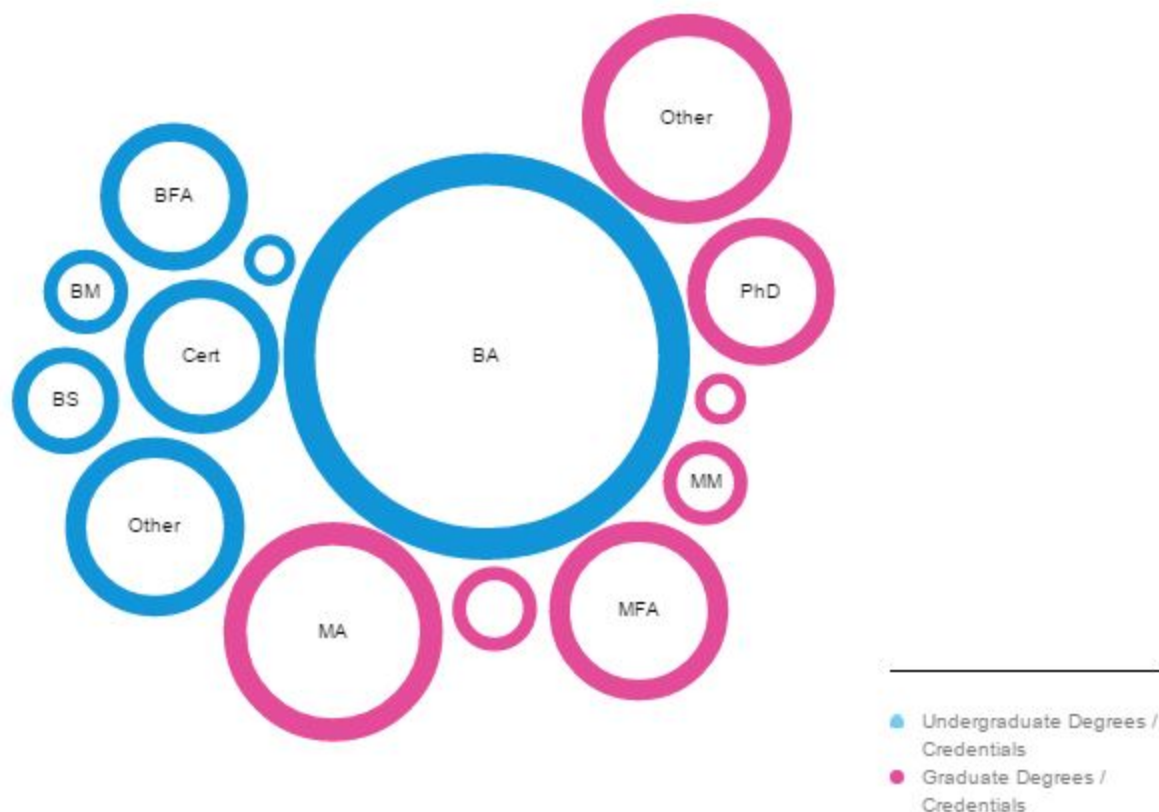
DASHBOARD  
ARTS MAJORS  
SKILLS  
LOCATIONS  
DEGREES

OCCUPATIONS  
DEBT AND EARNINGS

## Degrees

This chart represents the acquired degrees and credentials of all UC respondents. Rollover each circle for additional information.

### DEGREES AND CREDENTIALS FOR PARTICIPANTS\*



\*For UC participants in the 2011 survey.

# UC SnaapShot

[About](#) | [Dashboard](#) | [Arts Majors](#) | [Skills](#) | [Locations](#) | [Degrees](#) | [Occupations](#) | [Debt & Earnings](#) | [Testimonials](#)

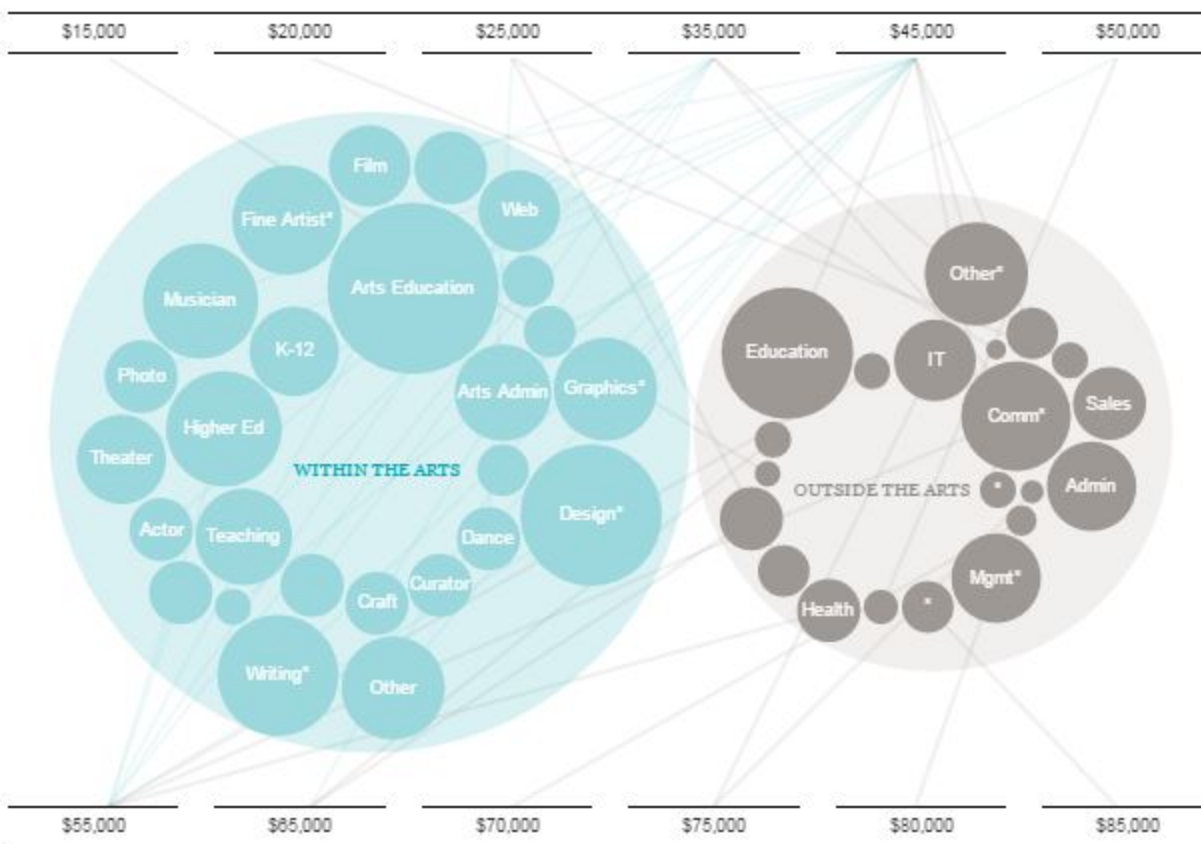
DASHBOARD  
ARTS MAJORS  
SKILLS  
LOCATIONS  
DEGREES  
OCCUPATIONS

DEBT AND EARNINGS

## Occupations

You are looking at the current occupation of all UC respondents within and outside the arts and average salaries. Rollover each circle for more information.

### A BREAKDOWN OF PARTICIPANTS BY CURRENT OCCUPATION



\*For UC participants in the 2011 survey

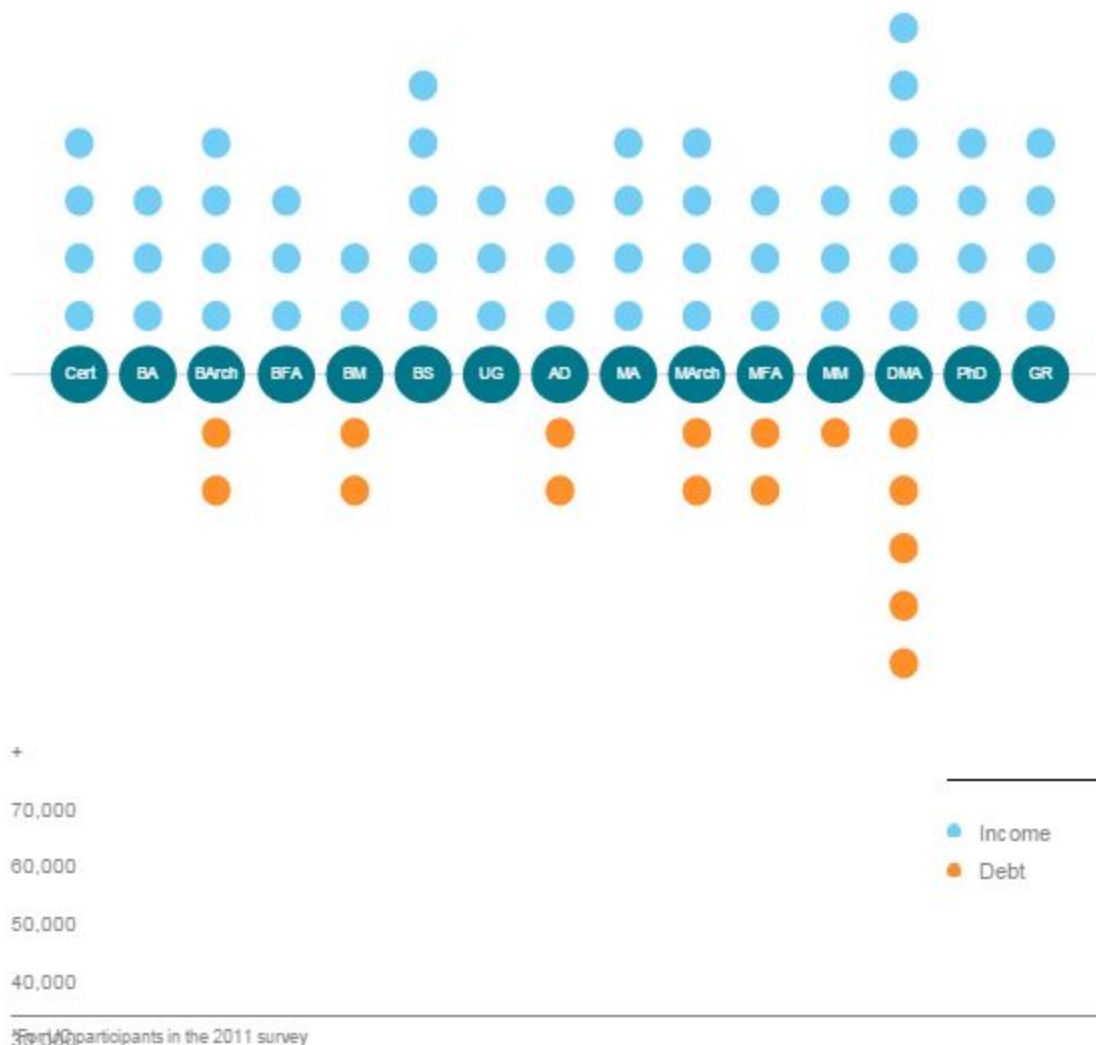
# UC SnapShot

[About](#) | [Dashboard](#) | [Arts Majors](#) | [Skills](#) | [Locations](#) | [Degrees](#) | [Occupations](#) | [Debt & Earnings](#) | [Testimonials](#)

- DASHBOARD
- ARTS MAJORS
- SKILLS
- LOCATIONS
- DEGREES
- OCCUPATIONS
- DEBT AND EARNINGS

## Debt & Earnings

This chart compares income versus debt for each UC education level. Rollover each degree to see additional information.





# UC SnaapShot

[About](#) | [Dashboard](#) | [Arts Majors](#) | [Skills](#) | [Locations](#) | [Degrees](#) | [Occupations](#) | [Debt & Earnings](#) | [Testimonials](#)

DASHBOARD

ARTS MAJORS

SKILLS

LOCATIONS

DEGREES

OCCUPATIONS

DEBT AND EARNINGS

My experience at UCLA was **TRANSFORMATIVE**. During my three years of graduate school, I developed a body of work that has been of interest to curators, gallerists, and collectors, which has allowed me to begin my career.

— UCLA Alum, 2010

I can directly connect the fact that I have managed to forge a **FINANCIALLY VIABLE LIFE** in the arts to my education in the MFA Directing Program at UCSD... It feels good that my children can look at me and their father (a Playwright) and know that you can indeed make a life in the arts. Thank you UCSD.

— UCSD Alum, 1992

66% of UC undergraduates and 78% of UC graduates continue to work as **PROFESSIONAL ARTISTS** in some capacity.

UC Davis is potentially the only true multi-disciplinary theater design program in the country that not only prepares you for a career in the lucrative TV & Film industries, but additionally teaches you and prepares you for physical & devised theater. No other [University] to my knowledge has such a program so **FOCUSED** on these two disciplines. — UC Davis Alum, 2004

I practice entertainment law, currently in the area of film finance. My arts training helped provide me with **CRITICAL THINKING SKILLS**, learning how to work collaboratively, and the importance of networking.

— UCSB Alum, 1998

93% of undergraduates and 90% of graduates reported a high level of **SATISFACTION** with their overall UC experience.